

# Inward Investment 2018-19 to 2022-23

Source: Financial Times, fDiMarkets.com; CRM / OaCMS, Invest NI (June 2023)

## FDI v Inward Investment:

The terms 'Foreign Direct Investment' (FDI) and 'Inward Investment' are often used interchangeably; however, FDI, based on internationally-accepted definitions used by the OECD and the IMF, specifically relates to investment by businesses from outside the national economy, i.e. outside the United Kingdom. Invest Northern Ireland's primary indicator relates to inward investment, which in addition to FDI includes investment sourced from Great Britain.

## Reporting Sources of FDI/Inward Investment Data

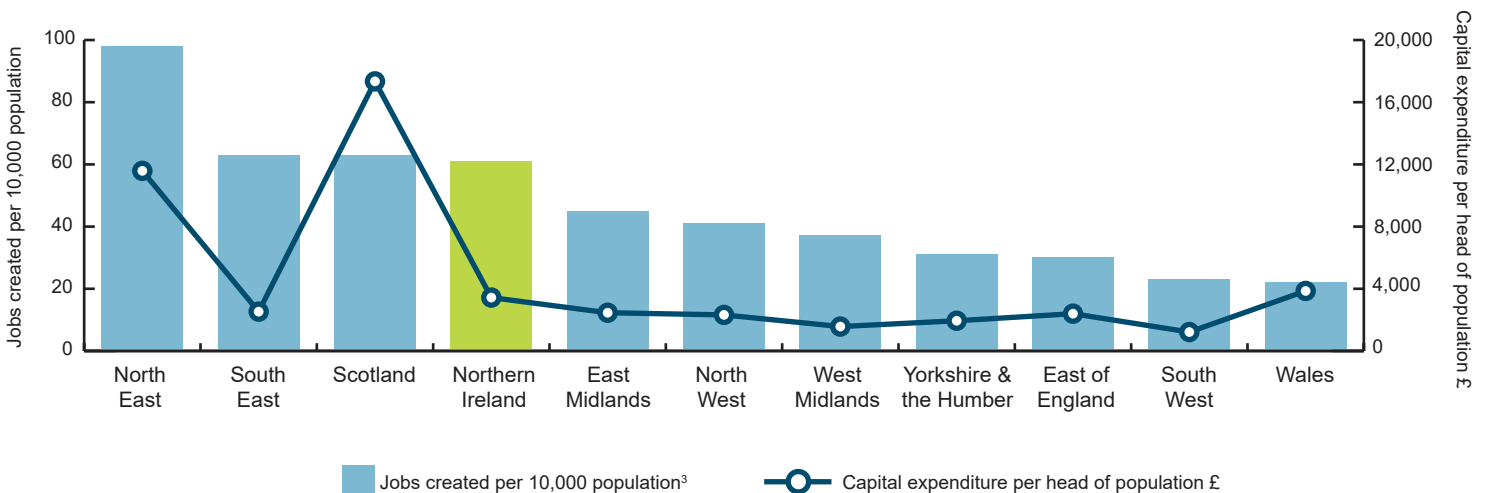
There are a number of information sources relating to Northern Ireland's FDI performance. Each of these produce different results as they are based on differing reporting methodologies. The following table outlines the characteristics for each source.

Source	Reporting Period	Coverage	Sectors	Data
Invest NI Performance Results	Financial year	Inward Investment (FDI+GB)	Invest NI priority sectors	Invest NI offers issued
Department for International Trade (DIT)	Financial year	FDI (non-GB)	All	Invest NI accepted offers plus non-Invest NI involved offers
IBM Global Location Trends Report	Calendar year	FDI (non-GB)	All	Invest NI offers announced plus non-Invest NI involved offers
EY Attractiveness Survey	Calendar year	FDI (non-GB)	All	Invest NI offers announced plus non-Invest NI involved offers. Results based on IBM Global Location Trends database
Financial Times FDI Intelligence (fDiMarkets.com)	Flexible (set by user)	FDI (non-GB)	All	Invest NI offers announced plus non-Invest NI involved offers

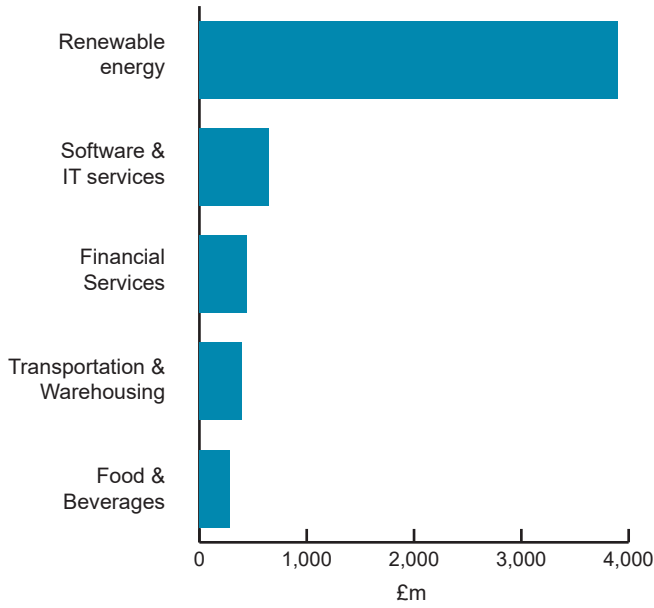
The first section of this report analyses FDI into Northern Ireland and uses data sourced from the Financial Times fDiMarkets.com. The second section analyses inward investment into Northern Ireland and uses Invest NI Performance Results data.

## FDI<sup>1</sup> in Northern Ireland

### FDI by Region<sup>2</sup>

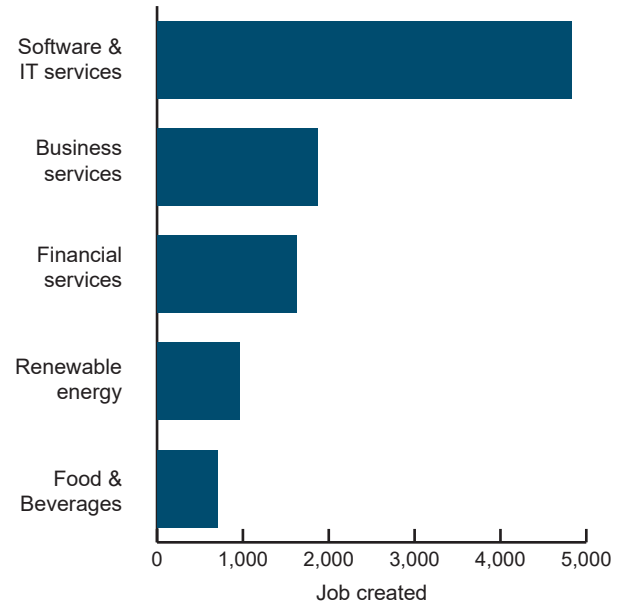


## FDI Capital Expenditure by Sector (Top 5)



Source: Financial Times FDI Intelligence (FDIMarkets.com)

## FDI Jobs Created by Sector (Top 5)



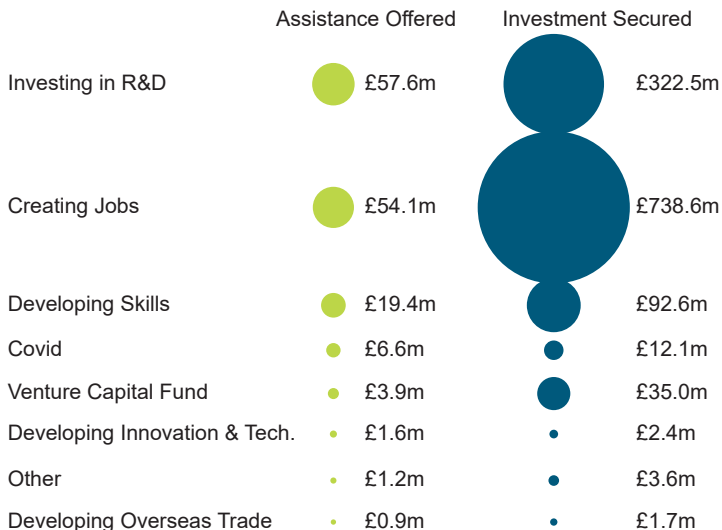
Source: Financial Times FDI Intelligence (FDIMarkets.com)

## Inward Investment in Northern Ireland

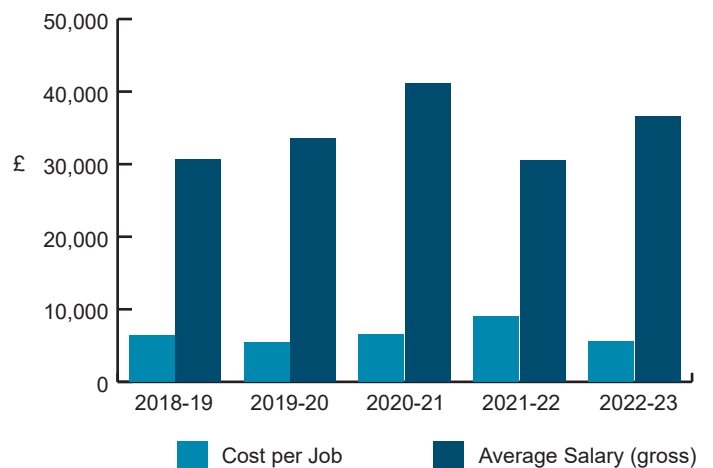
Information from this point forward is based on Inward Investment secured by Invest NI.

	Assistance Offered	Investment Secured <sup>4</sup>	Jobs Assisted
<b>GB Investment</b>	<b>£49.6m</b>	<b>£349.3m</b>	<b>5,076</b>
<b>FDI Investment</b>	<b>£95.9m</b>	<b>£859.1m</b>	<b>5,340</b>
<b>Inward Investment (GB + FDI)</b>	<b>£145.4m</b>	<b>£1,208.4m</b>	<b>10,416</b>

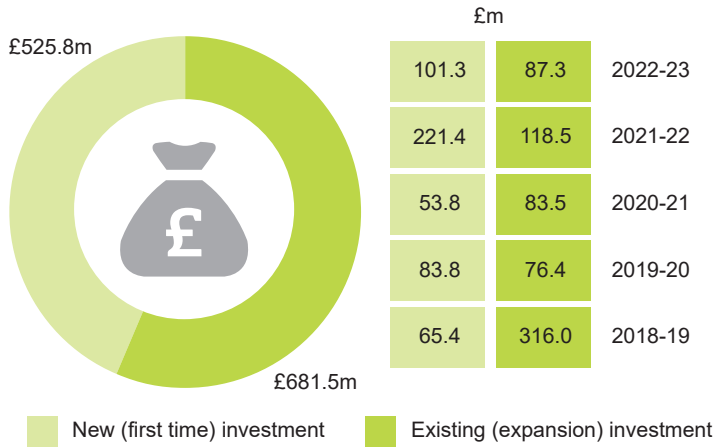
## Types of Support



## Cost per Job vs Average Salary<sup>5</sup>

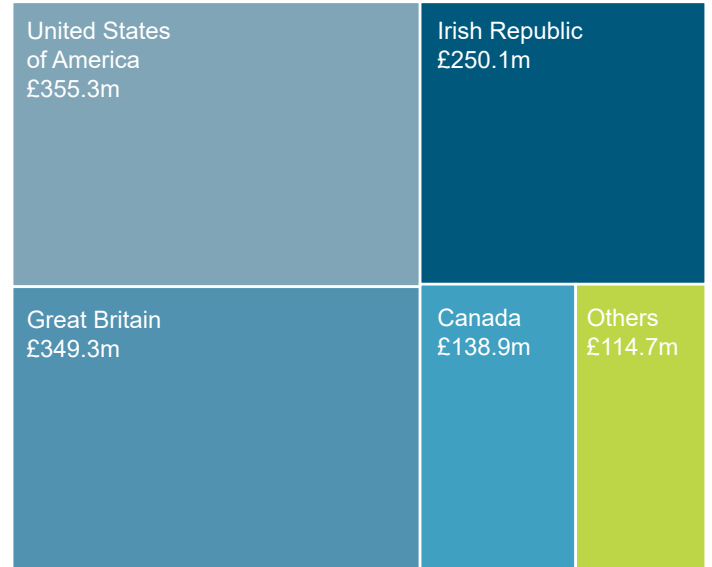


## New (First Time Investment) vs Existing (Expansions)



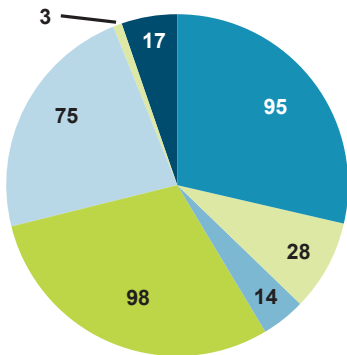
Note: An additional £0.9m was invested in UNI/EDO's

## Investment by Country

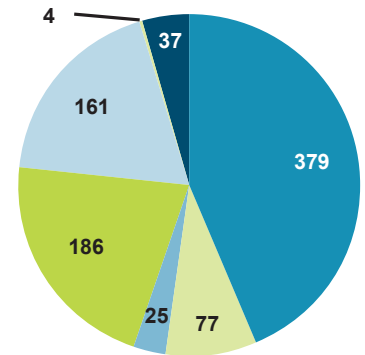


## By Sector

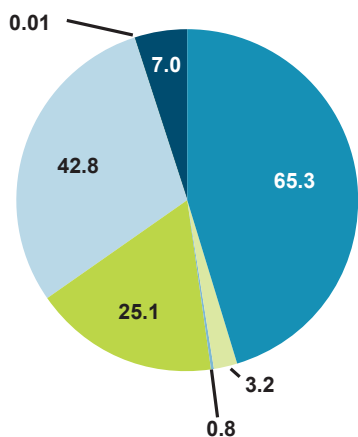
### Number of Businesses



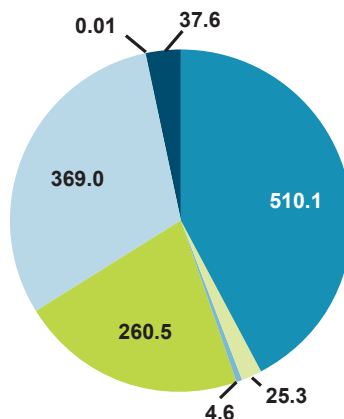
### Number of Offers<sup>6</sup>



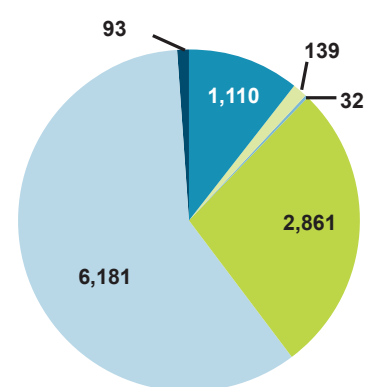
### Assistance Offered (£m)



### Investment Secured (£m)

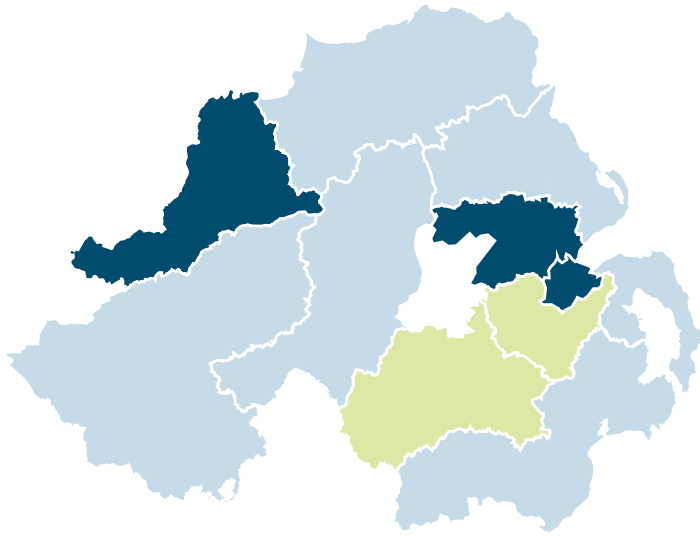


### New Jobs Assisted

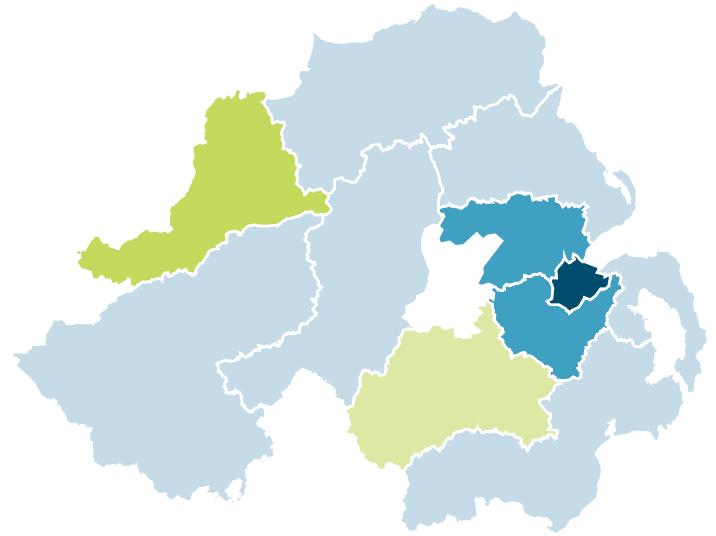


## By Sub Region

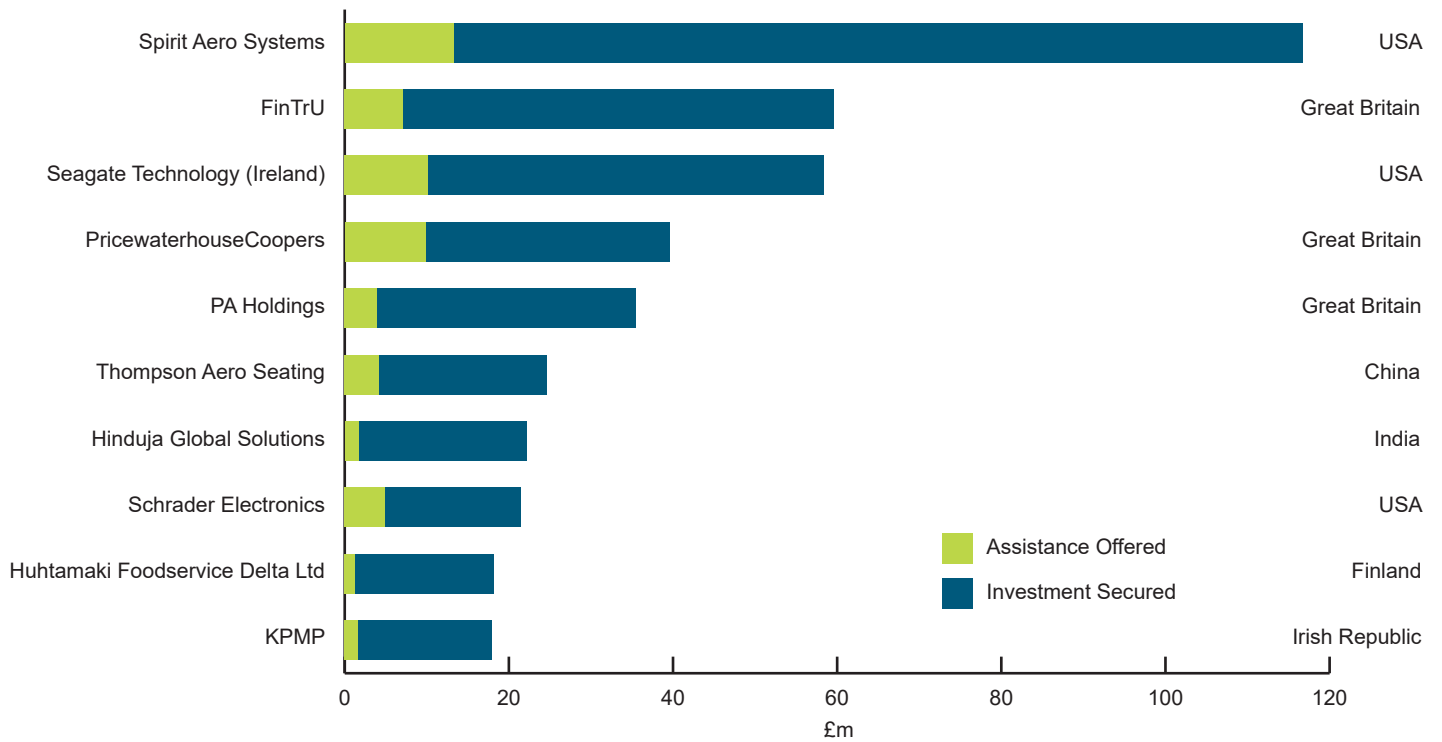
Investment Secured (£m)



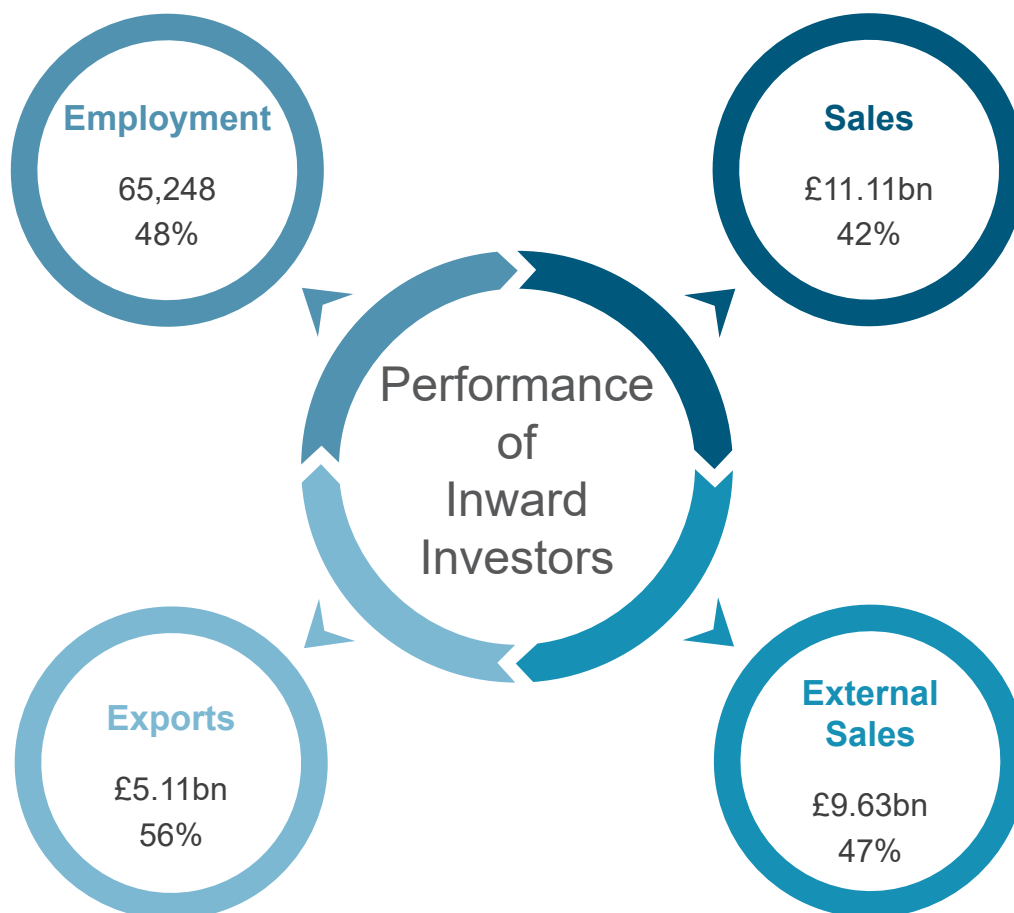
New Jobs Assisted



## Top 10 Investors<sup>7</sup>



## Key Performance Indicators for Inward Investors 2022



### Notes

Information on ownership, sub-region and sector is based on when the initial offer was made.

Figures for New v Existing, Sector and Sub Region do not include assistance offered to External Delivery Organisations (EDOs).

1 Invest NI analysis sourced from © fDi Intelligence, from the Financial Times Ltd 2022. Data subject to terms and conditions of use.

2 Jobs and capital expenditure data includes estimated values. Financial Times Ltd takes no responsibility for the accuracy or otherwise of this data.

3 Population figures taken from NISRA mid-year population estimates.

4 Includes assistance offered. Equivalent to fDi Markets capital expenditure above.

5 Includes Selective Financial Assistance only.

6 Number of offers exceeds number of businesses as a business can receive more than one offer per year.

7 Excludes Access to Finance loan funds and projects that are not yet in the public domain.