

Fermanagh & South Tyrone Constituency

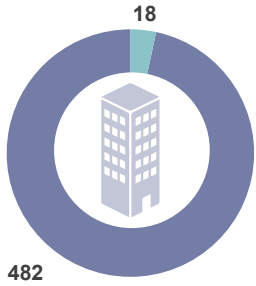
Invest NI Activity (2012-13 to 2016-17)

June 2017

Source: Invest NI

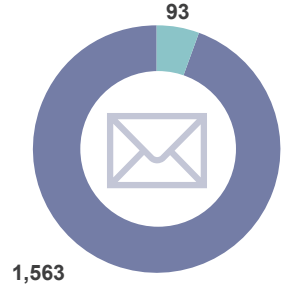
■ Locally-Owned Businesses
■ Externally-Owned Businesses

No. of Businesses = 500



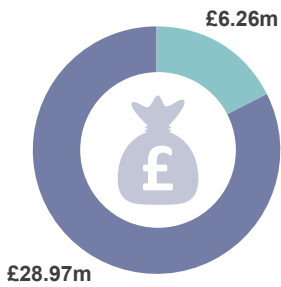
Year	Locally-Owned	Externally-Owned
2016-17	145	7
2015-16	162	9
2014-15	180	6
2013-14	185	5
2012-13	162	11

No. of Offers = 1,656



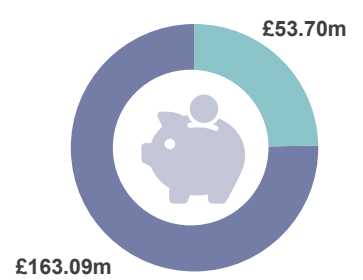
Year	Locally-Owned	Externally-Owned
2016-17	253	16
2015-16	278	16
2014-15	318	16
2013-14	367	15
2012-13	347	30

Total Support = £35.24m



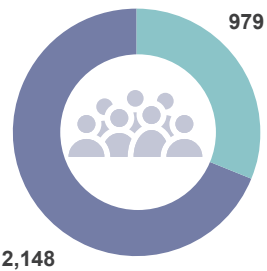
Year	Locally-Owned (£m)	Externally-Owned (£m)
2016-17	3.71	0.34
2015-16	4.72	2.94
2014-15	9.80	2.13
2013-14	6.07	0.31
2012-13	4.67	0.55

Total Investment = £216.78m



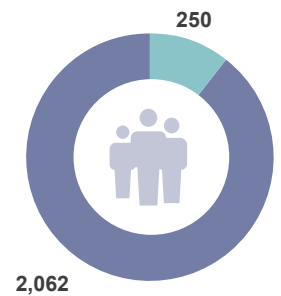
Year	Locally-Owned (£m)	Externally-Owned (£m)
2016-17	16.37	1.22
2015-16	17.71	28.61
2014-15	84.65	17.92
2013-14	26.20	1.47
2012-13	18.15	4.48

Jobs Promoted = 3,127



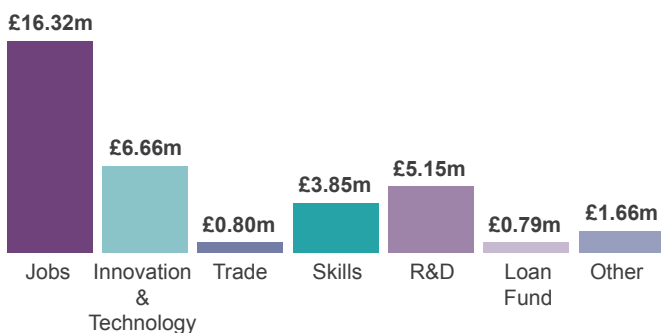
Year	Locally-Owned	Externally-Owned
2016-17	211	1
2015-16	157	810
2014-15	869	147
2013-14	463	1
2012-13	448	20

Jobs Created = 2,313



Year	Locally-Owned	Externally-Owned
2016-17	365	14
2015-16	228	142
2014-15	506	15
2013-14	629	7
2012-13	336	73

Type of Support



Notes

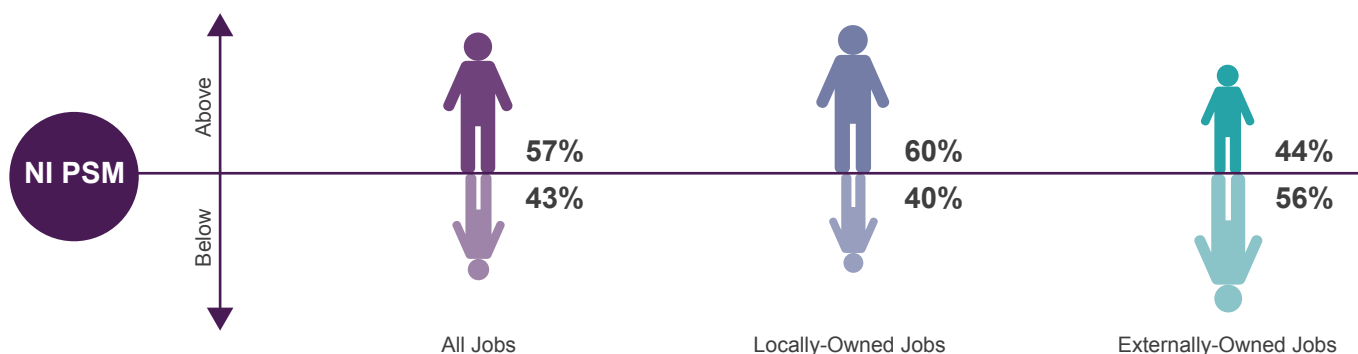
● Business totals may not add as a business can be supported in more than one year and can move from local to externally-owned during the 5 year period.

● Does not include **£1.54m** of support to External Delivery Organisations or universities, which contributes towards **£2.26m** of investment, as this benefits businesses across all of Northern Ireland.

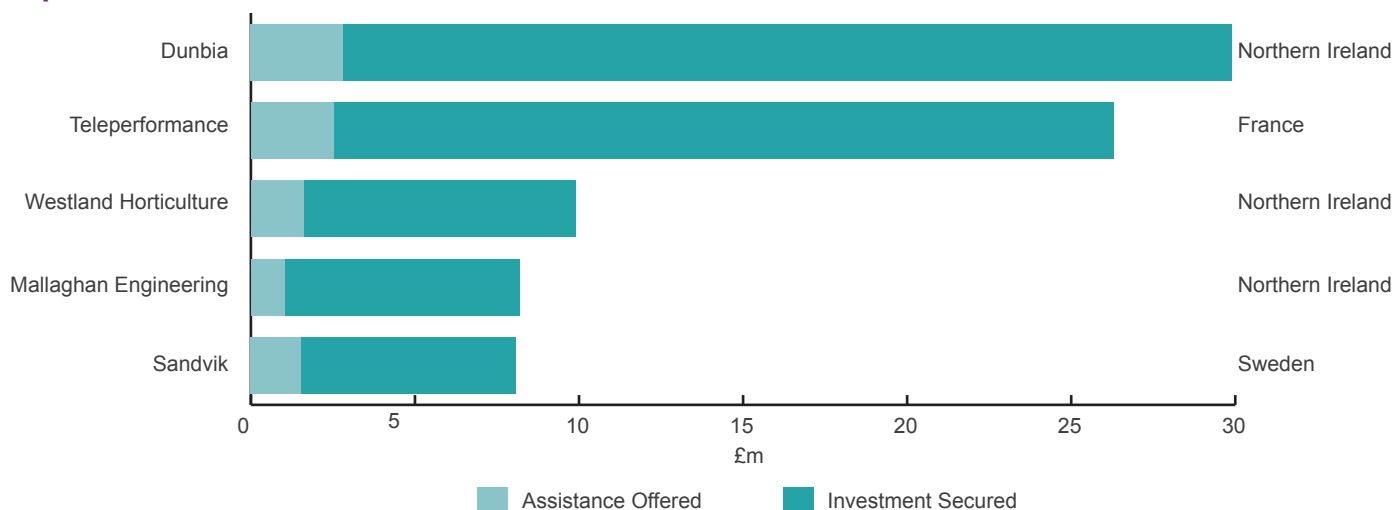
● 'Jobs Promoted' are those which are expected as a result of the implementation of a business plan. As this happens, they become 'Jobs Created'.

Jobs above NI Private Sector Median (PSM)

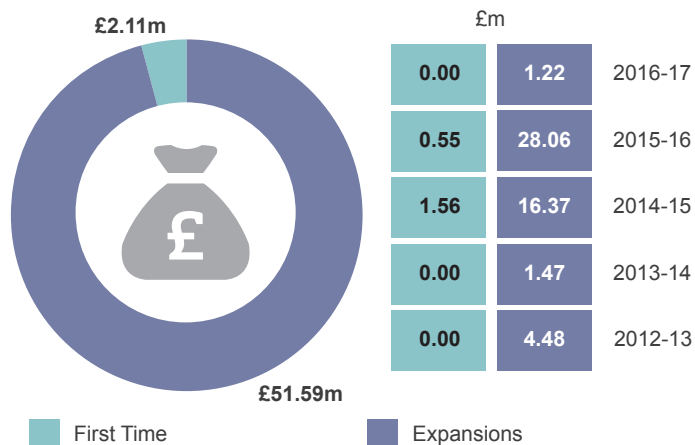
For specific projects Invest NI measures the quality of the jobs by the proportion of those jobs that attract salaries above the Northern Ireland PSM wage - the average annual wage for the private sector, which is **£20,800** for 2016.



Top 5 Investors



Externally-Owned First Time Investment vs Existing Expansions



Externally-Owned Investment by Country



Total externally-owned investment secured was **£53.70m**. This is defined as investment in the area by businesses where at least 50% of ownership is based outside Northern Ireland. The figures include the support that Invest NI offers these businesses.