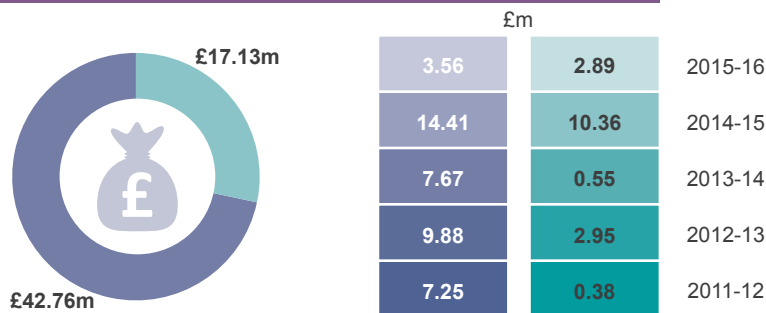


Invest NI Support (2011-12 to 2015-16)

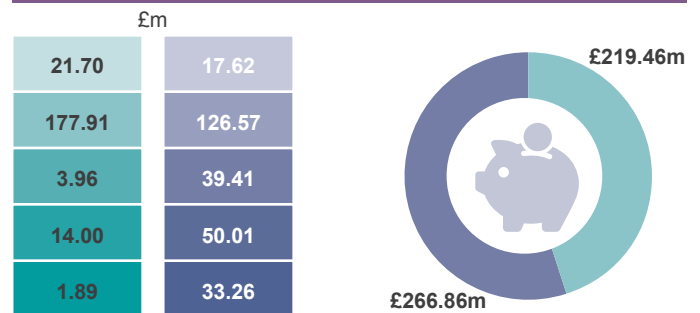
● Locally Owned Businesses

● Externally Owned Businesses

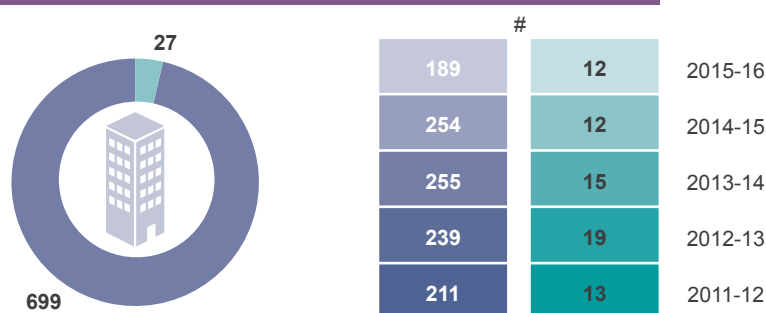
¹Total Support = £59.89m



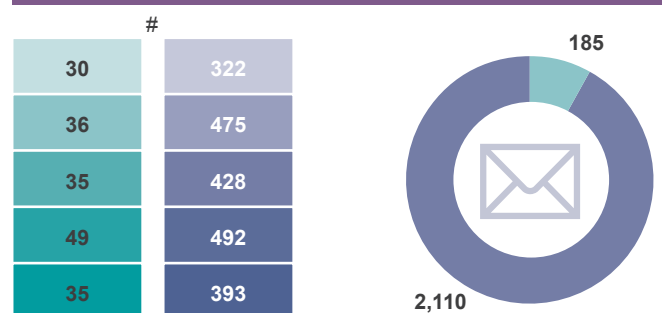
Total Investment = £486.32m



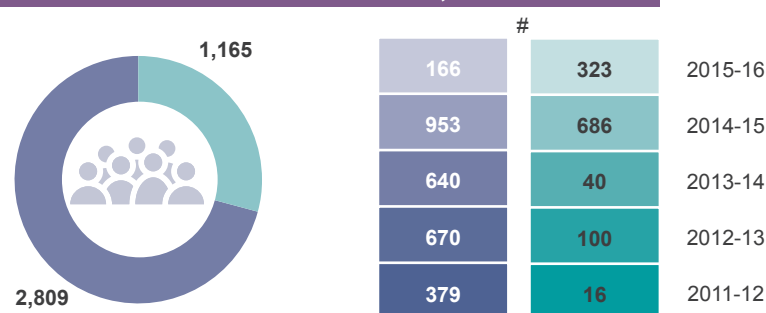
²No. of Businesses = 725



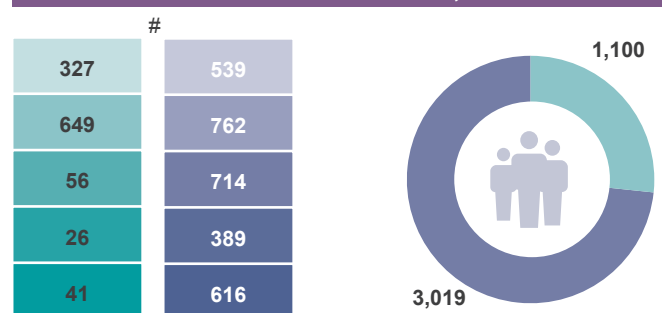
Offers = 2,295



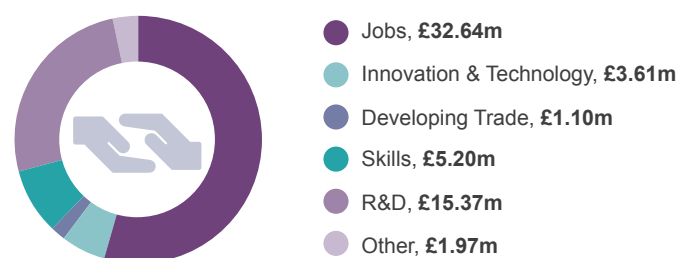
³Jobs Promoted = 3,974



³Jobs Created = 4,119



Type of Support



Notes

1. Does not include £3.12m of support to External Delivery Organisations or universities, which contributes towards £3.81m of investment, as this benefits businesses across all of NI.

2. Totals may not add as a business can be supported in more than one year and can move from local to externally-owned during the 5 year period.

3. Jobs Promoted are jobs that businesses plan to create in coming years. Jobs Created are already in place. It is not possible to directly compare the two.

Statistical Context

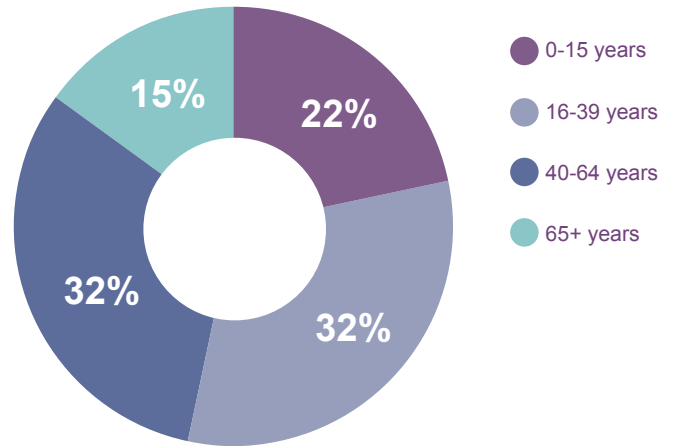
Population (2014)

Total Population
205,711



11% of total NI population


Population by Age



Labour Market (2014)


Armagh City, Banbridge & Craigavon

Northern Ireland



71%
employment rate

25%
economically inactive



68%
employment rate

28%
economically inactive

Labour market is composed of Economically Inactive and Economically Active (latter includes those in employment AND those seeking work)

Armagh City, Banbridge & Craigavon

Northern Ireland

4% of population claiming unemployment benefit

33% long-term (over one year)

25% youth (aged 18-24)

5% of population claiming unemployment benefit

34% long-term (over one year)

25% youth (aged 18-24)

Jobs (2013)

68,004 employee jobs*



*These figures do not include the self-employed or agricultural labour

Public/Private Sector Employment



Public Sector

29% Armagh City, Banbridge & Craigavon

31% Northern Ireland



Private Sector

71% Armagh City, Banbridge & Craigavon

69% Northern Ireland

Earnings (2014)



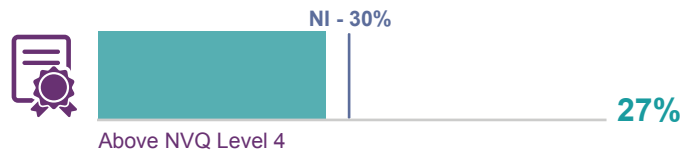

£19,000 Armagh City, Banbridge & Craigavon



£21,345 Northern Ireland

Median gross annual earnings by place of work for full-time private sector employees

Qualifications (2014)



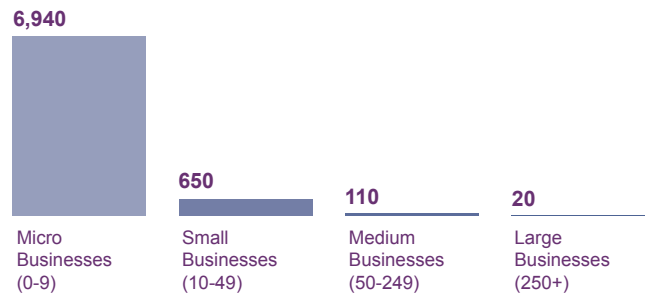
Business Base (2014)

Number of Registered Businesses



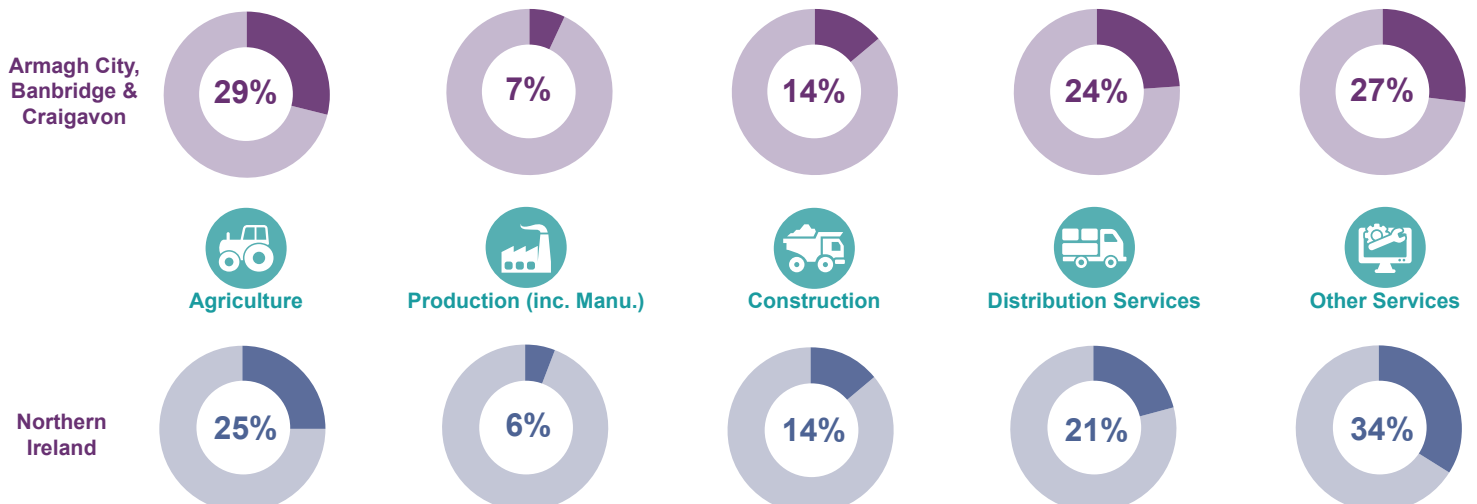
(This accounts for **11%** of all the businesses in Northern Ireland)

Businesses by Size

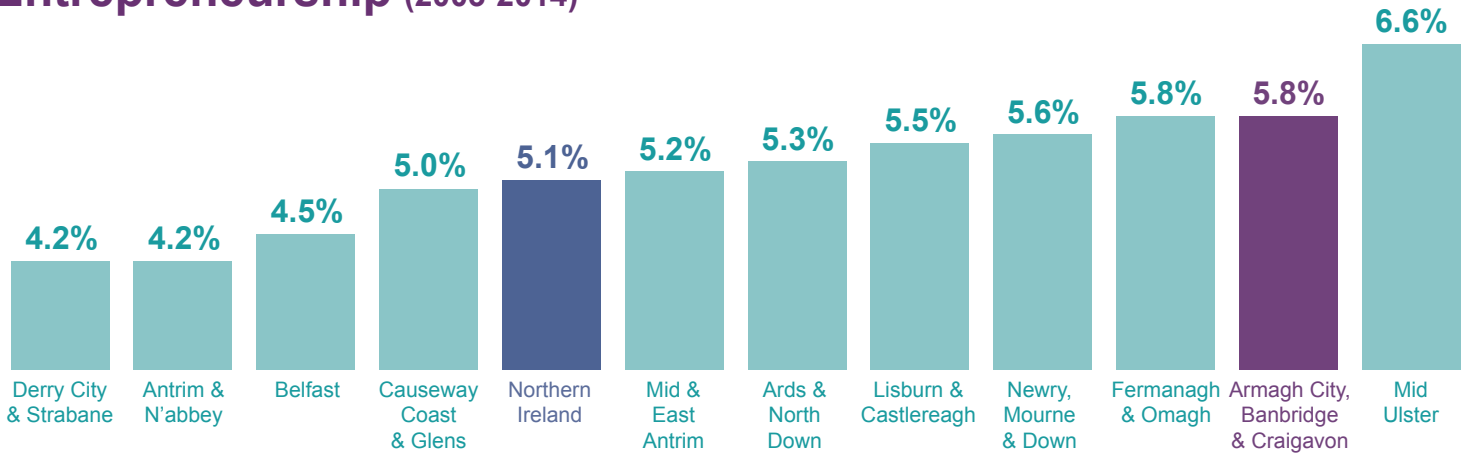


Sub-totals based on rounded data

Businesses by Sector



Entrepreneurship (2003-2014)



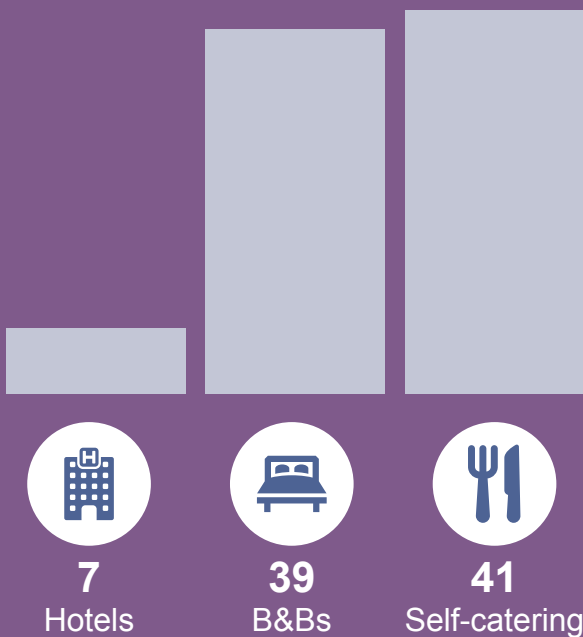
Based on the percentage of the population who have started or are in the process of starting a business

Tourism

Tourism Jobs (2013)



Accommodation (2014)



Visitor Attractions (2014)

2.4m
visits to visitor attractions



Oxford Island Nature Reserve was the most popular visitor attraction in 2014

Find out more about Tourism NI