

# Belfast North Constituency

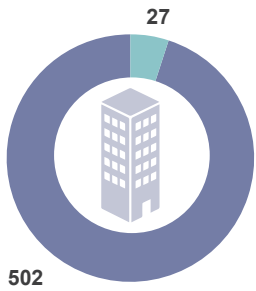
## Invest NI Activity (2012-13 to 2016-17)

June 2017

Source: Invest NI

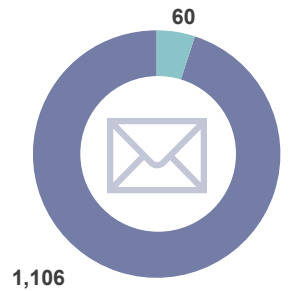
■ Locally-Owned Businesses  
■ Externally-Owned Businesses

### No. of Businesses = 529



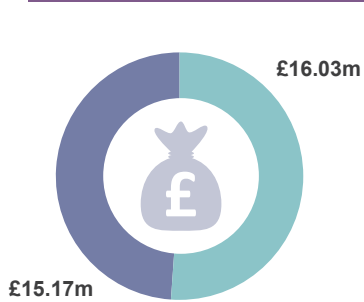
Year	Locally-Owned Businesses	Externally-Owned Businesses
2016-17	67	6
2015-16	117	7
2014-15	197	12
2013-14	180	11
2012-13	114	11

### No. of Offers = 1,166



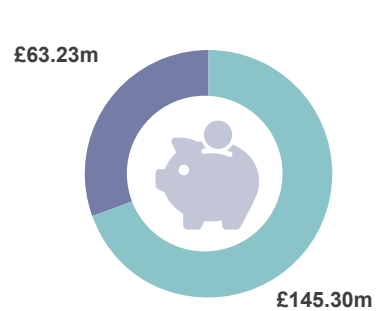
Year	Locally-Owned Businesses	Externally-Owned Businesses
2016-17	133	7
2015-16	188	7
2014-15	279	19
2013-14	296	13
2012-13	210	14

### Total Support = £31.20m



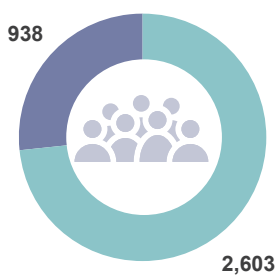
Year	Locally-Owned Businesses (£m)	Externally-Owned Businesses (£m)
2016-17	3.01	0.30
2015-16	2.93	2.02
2014-15	3.23	4.23
2013-14	3.34	7.75
2012-13	2.66	1.73

### Total Investment = £208.53m



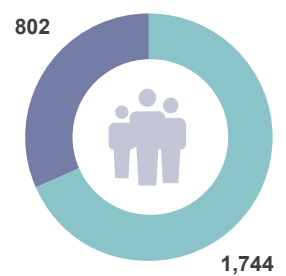
Year	Locally-Owned Businesses (£m)	Externally-Owned Businesses (£m)
2016-17	12.56	2.22
2015-16	10.39	13.71
2014-15	20.56	41.37
2013-14	11.33	73.88
2012-13	8.39	14.11

### Jobs Promoted = 3,541



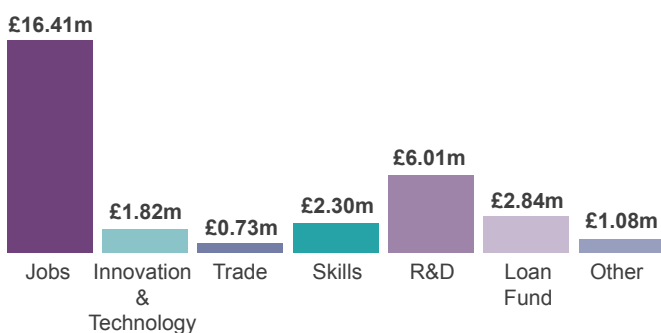
Year	Locally-Owned Businesses	Externally-Owned Businesses
2016-17	88	14
2015-16	80	187
2014-15	329	775
2013-14	307	1,458
2012-13	134	169

### Jobs Created = 2,546



Year	Locally-Owned Businesses	Externally-Owned Businesses
2016-17	77	129
2015-16	101	1,175
2014-15	293	132
2013-14	245	106
2012-13	86	202

### Type of Support



### Notes

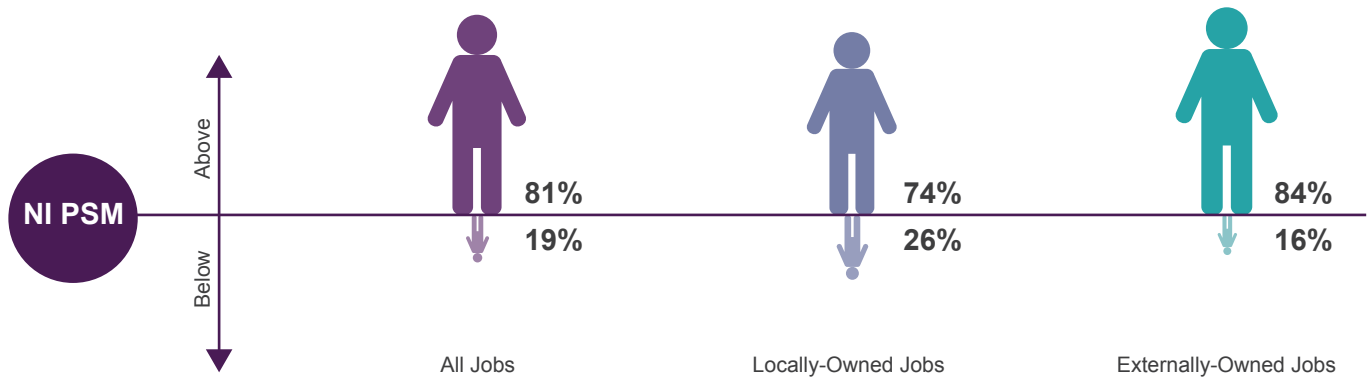
● Business totals may not add as a business can be supported in more than one year and can move from local to externally-owned during the 5 year period.

● Does not include £0.26m of support to External Delivery Organisations or universities, which contributes towards £0.91m of investment, as this benefits businesses across all of Northern Ireland.

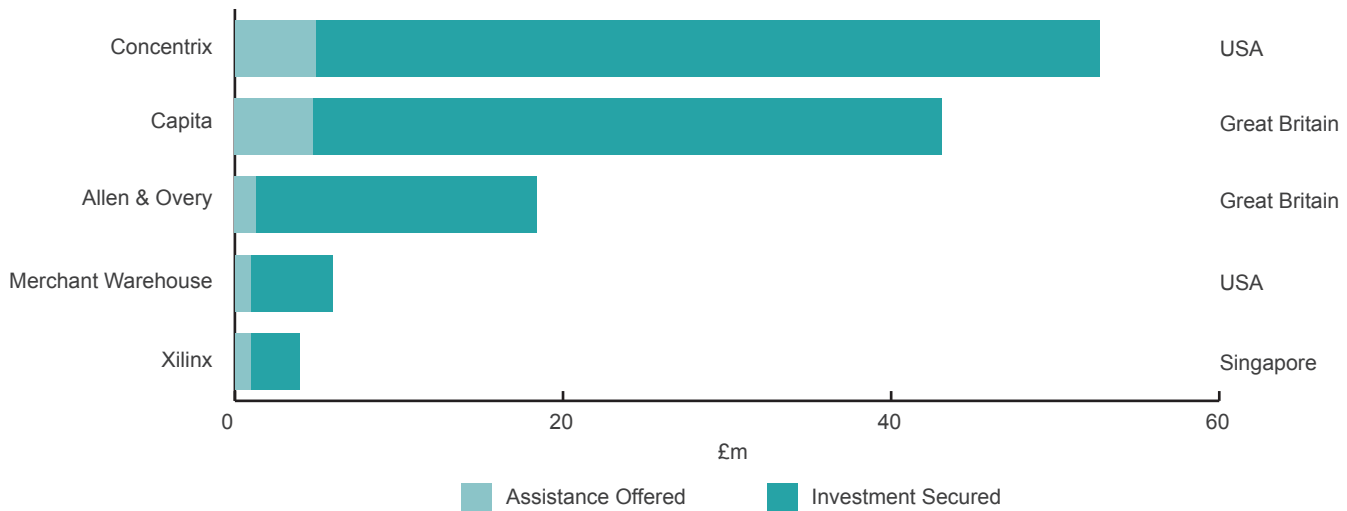
● 'Jobs Promoted' are those which are expected as a result of the implementation of a business plan. As this happens, they become 'Jobs Created'.

## Jobs above NI Private Sector Median (PSM)

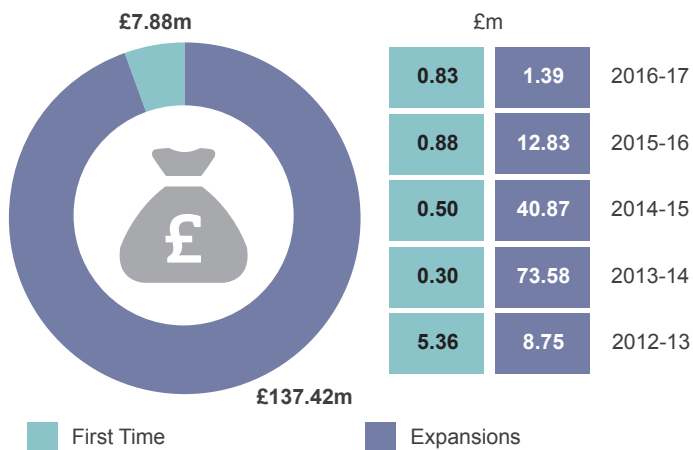
For specific projects Invest NI measures the quality of the jobs by the proportion of those jobs that attract salaries above the Northern Ireland PSM wage - the average annual wage for the private sector, which is **£20,800** for 2016.



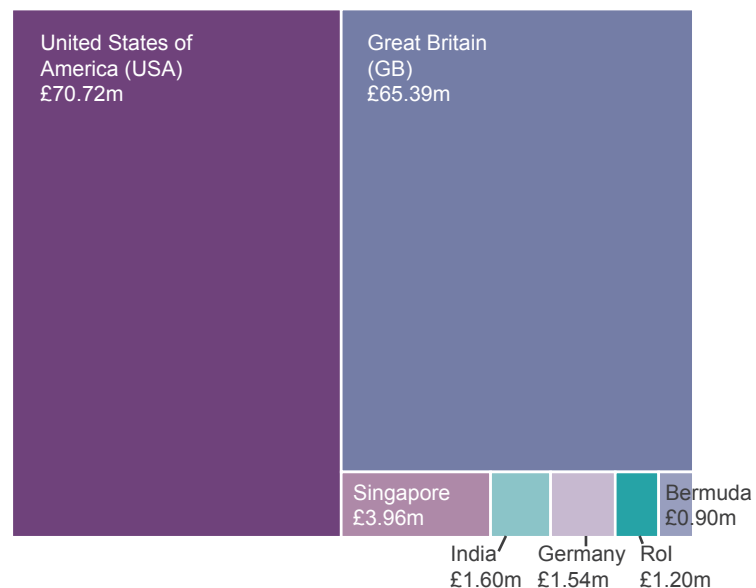
## Top 5 Investors



## Externally-Owned First Time Investment vs Existing Expansions



## Externally-Owned Investment by Country



Total externally-owned investment secured was **£145.30m**. This is defined as investment in the area by businesses where at least 50% of ownership is based outside Northern Ireland. The figures include the support that Invest NI offers these businesses.