

# INWARD INVESTMENT

## 2020-21 to 2024-25

Source: Financial Times, fDiMarkets.com; CRM/OaCMS, Invest NI ( July 2025)

### FDI v Inward Investment:

The terms 'Foreign Direct Investment' (FDI) and 'Inward Investment' are often used interchangeably; however, FDI, based on internationally-accepted definitions used by the OECD and the IMF, specifically relates to investment by businesses from outside the national economy, i.e. outside the United Kingdom. Invest Northern Ireland's primary indicator relates to inward investment, which in addition to FDI includes investment sourced from Great Britain.

### Reporting Sources of FDI/Inward Investment Data

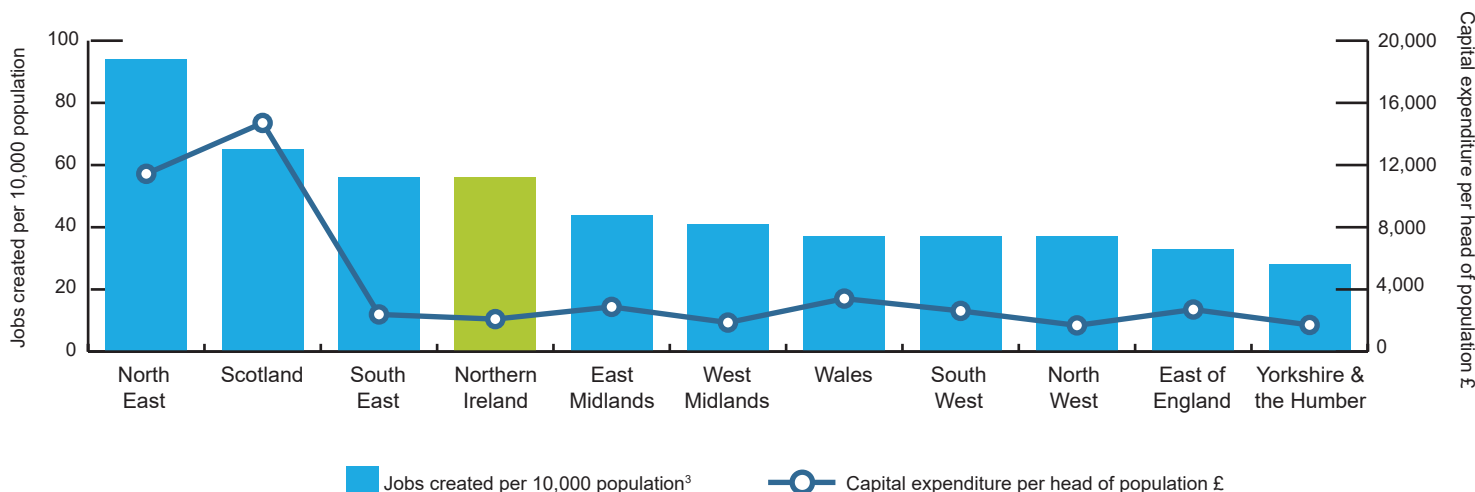
There are a number of information sources relating to Northern Ireland's FDI performance. Each of these produce different results as they are based on differing reporting methodologies. The following table outlines the characteristics for each source.

Source	Reporting Period	Coverage	Sectors	Data
Invest NI Performance Results	Financial year	Inward Investment (FDI+GB)	Invest NI priority sectors	Invest NI offers issued
Department for Business & Trade (DBT)	Financial year	FDI (non-GB)	All	Invest NI accepted offers plus non-Invest NI involved offers
IBM Global Location Trends Report	Calendar year	FDI (non-GB)	All	Invest NI offers announced plus non-Invest NI involved offers
EY Attractiveness Survey	Calendar year	FDI (non-GB)	All	Invest NI offers announced plus non-Invest NI involved offers. Results based on IBM Global Location Trends database
Financial Times FDI Intelligence (fDiMarkets.com)	Flexible (set by user)	FDI (non-GB)	All	Invest NI offers announced plus non-Invest NI involved offers

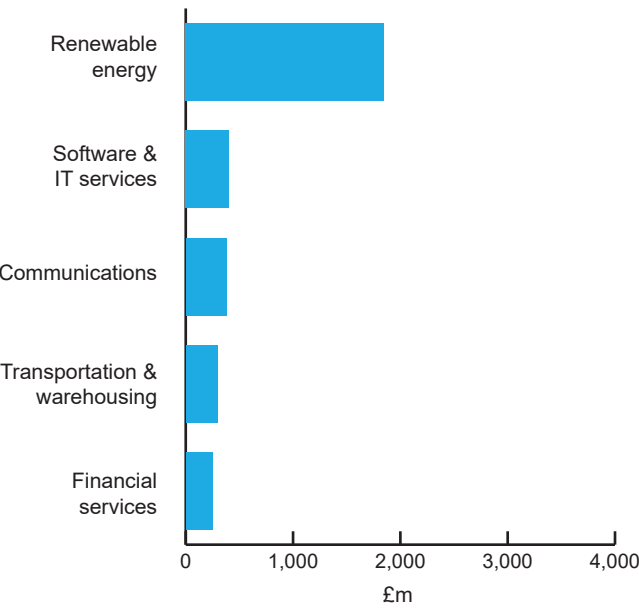
The first section of this report analyses FDI into Northern Ireland and uses data sourced from the Financial Times fDiMarkets.com. The second section analyses inward investment into Northern Ireland and uses Invest NI Performance Results data.

## FDI<sup>1</sup> in Northern Ireland

### FDI by Region<sup>2</sup>

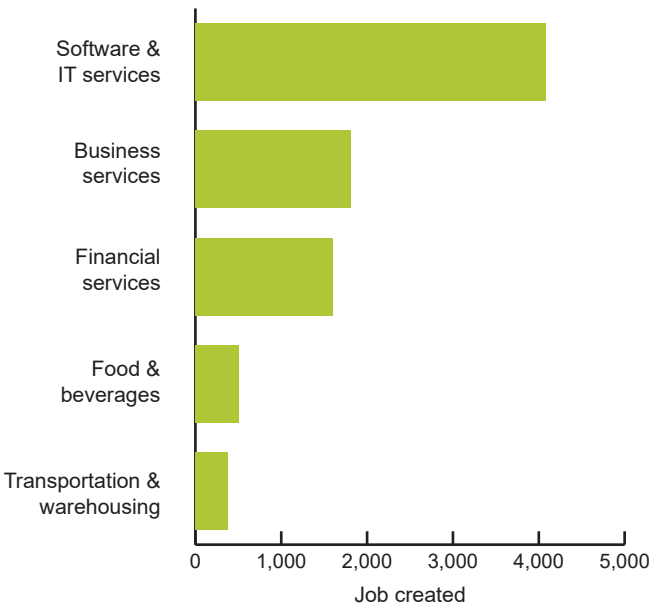


FDI Capital Expenditure by Sector (Top 5)



Source: Financial Times FDI Intelligence (FDIMarkets.com)

FDI Jobs Created by Sector (Top 5)



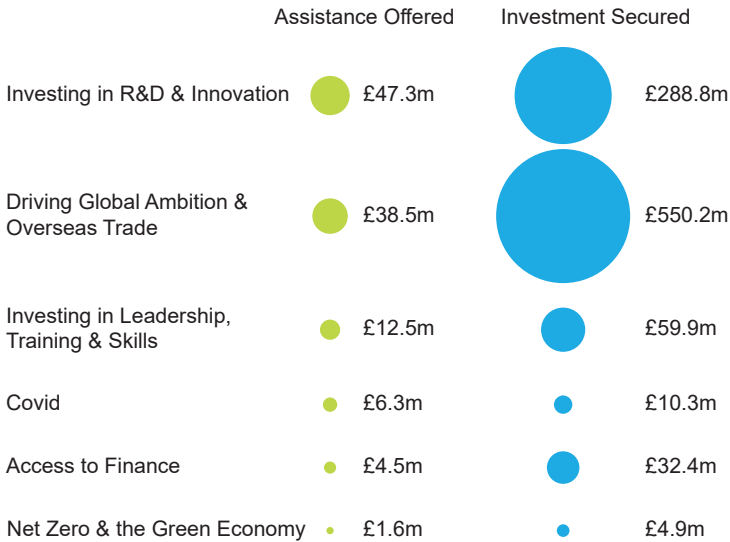
Source: Financial Times FDI Intelligence (FDIMarkets.com)

Inward Investment in Northern Ireland

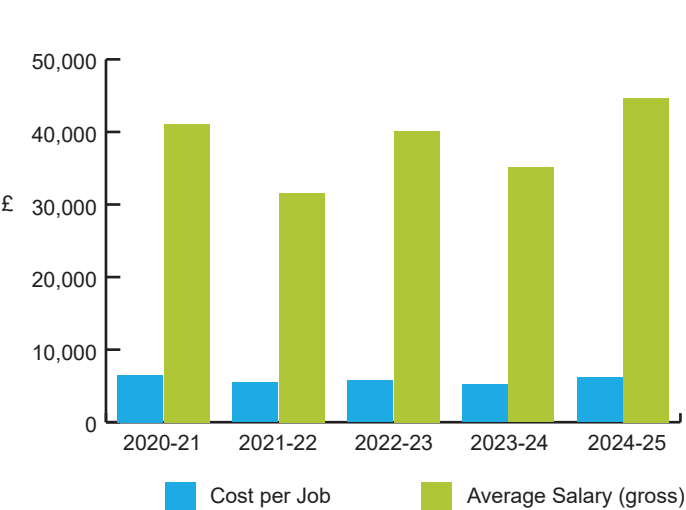
Information from this point forward is based on Inward Investment secured by Invest NI.

	Assistance Offered	Investment Secured <sup>4</sup>	New Jobs
GB Investment	£45.3m	£347.4m	3,611
FDI Investment	£65.3m	£599.0m	4,989
Inward Investment (GB + FDI)	£110.6m	£946.4m	8,600

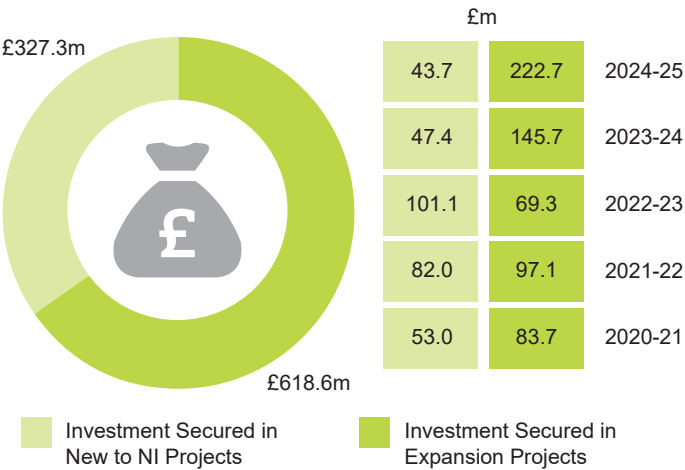
Types of Support



Cost per Job vs Average Salary

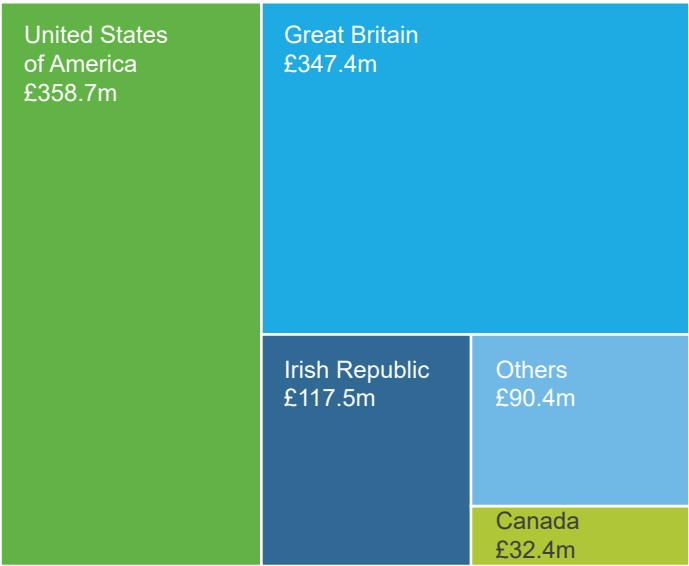


New (First Time Investment) vs Existing (Expansions)



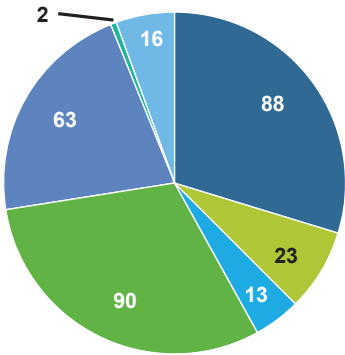
Note: An additional £0.59m was invested in UNI/EDO's

Investment by Country

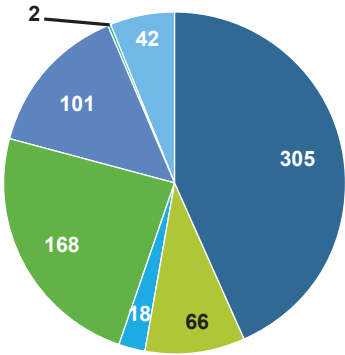


By Sector

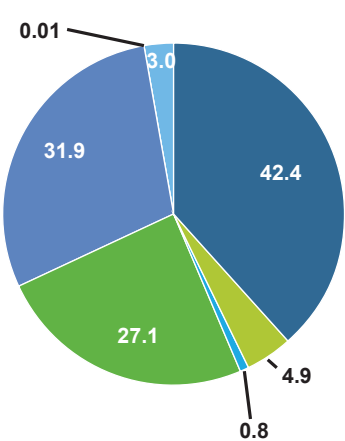
Number of Businesses



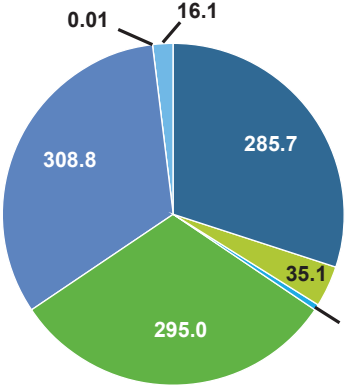
Number of Investments



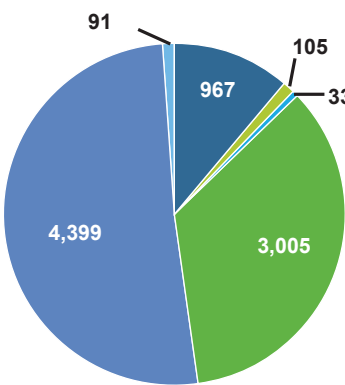
Assistance Offered (£m)



Investment Secured (£m)

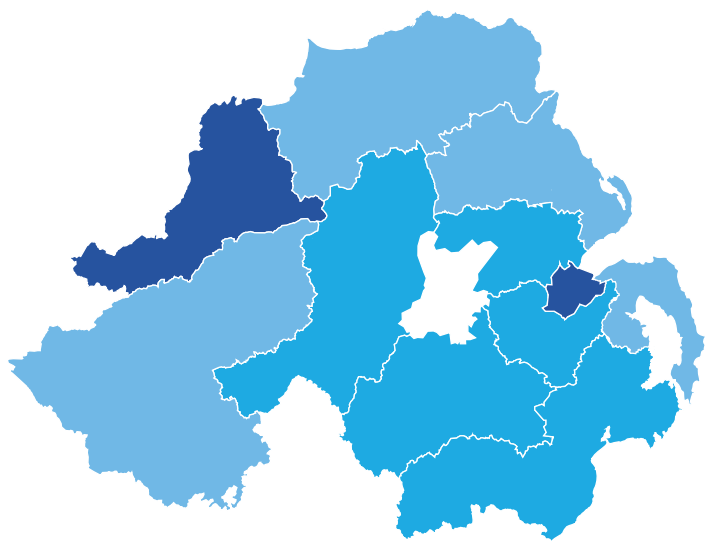


New Jobs

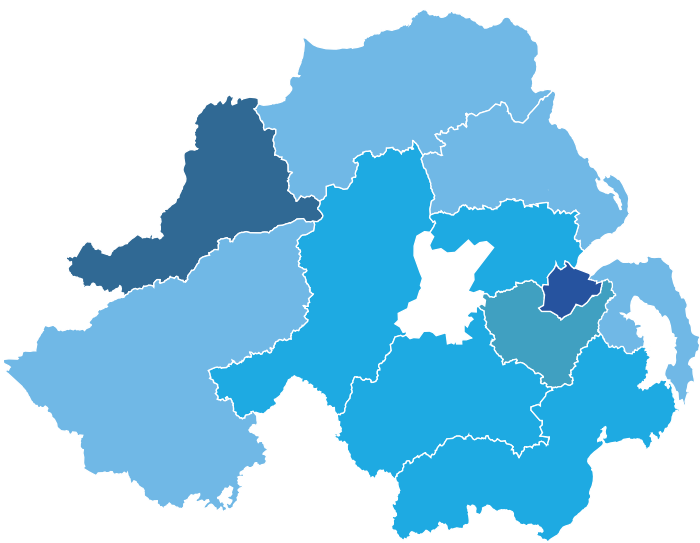


By Sub Region

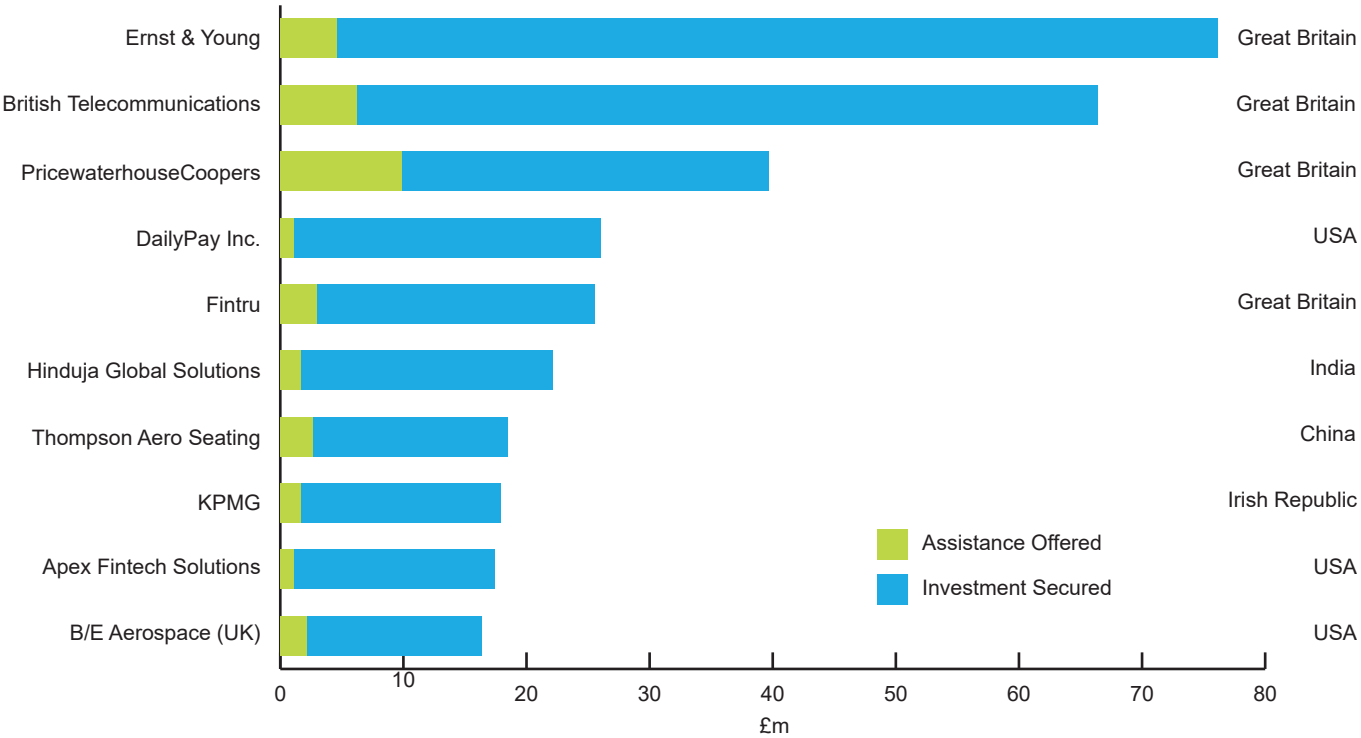
Investment Secured (£m)



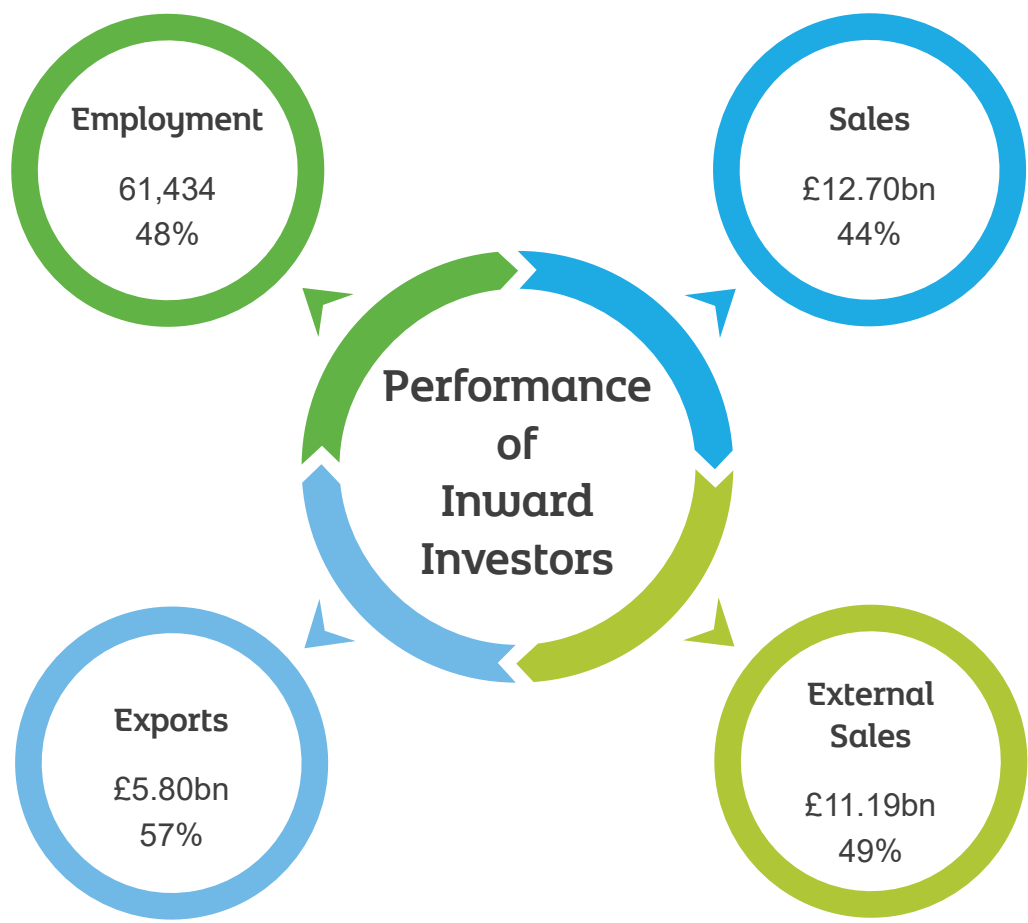
New Jobs



Top 10 Investors6



# Client Performance Indicators for Inward Investors 2024



## Notes

Information on ownership, sub-region and sector is based on when the initial offer was made.  
Figures for New v Existing, Sector and Sub Region do not include assistance offered to External Delivery Organisations (EDOs).

- 1 Invest NI analysis sourced from © fDi Intelligence, from the Financial Times Ltd 2025. Data subject to terms and conditions of use.
- 2 Jobs and capital expenditure data includes estimated values. Financial Times Ltd takes no responsibility for the accuracy or otherwise of this data.
- 3 Population figures taken from NISRA mid-year population estimates.
- 4 Includes assistance offered. Equivalent to fDi Markets capital expenditure above.
- 5 Number of offers exceeds number of businesses as a business can receive more than one offer per year.
- 6 Excludes projects that are not yet in the public domain.